

# Interfaces

Measurement and Simulation



- **Universal Text Import** (\*.asui)
- **Custom Interface** implementations based on Matlab, MS Excel and Textfiles possible
- **Data exchange** via binary file (\*.asbi), performance and disk space optimized
- Free of charge Version: **AUT Studio <Free>**

- *locate insights* -  
*spherical antenna analytics*

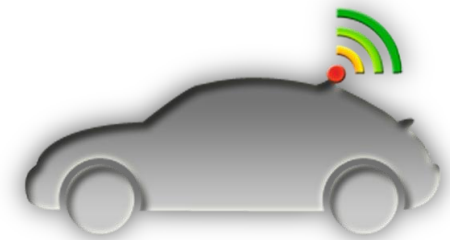
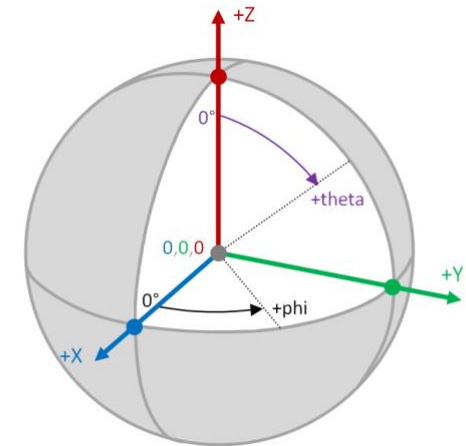
***lisa*<sup>2</sup>**  
LISA Analytics GmbH  
www.lisa-analytics.de  
D - 38667 Bad Harzburg

**Holger Försterling**  
Managing Director

Mobil: +49 151 25162585  
holger.foersterling@lisa-analytics.de

# AUT Studio

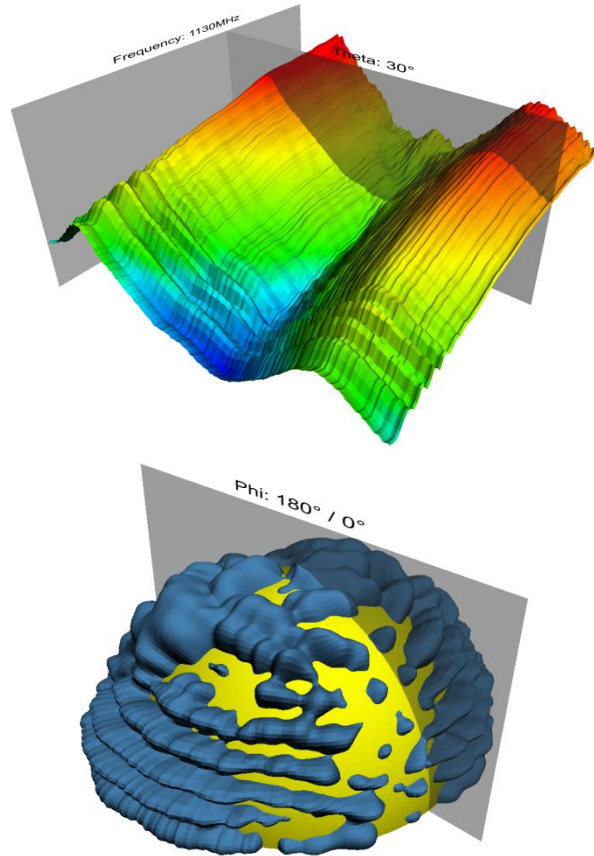
Spherical Antenna Measurement Analysis



LISA Analytics GmbH

# 3D Visualisation

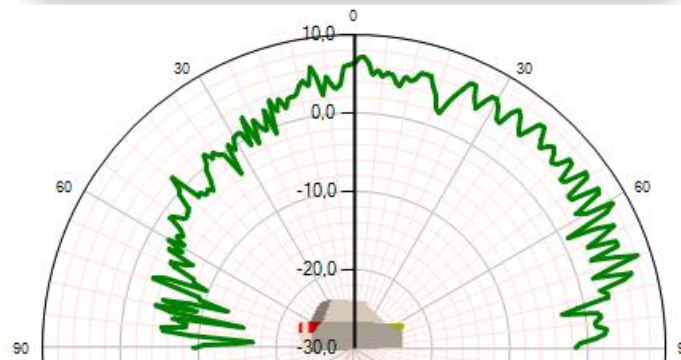
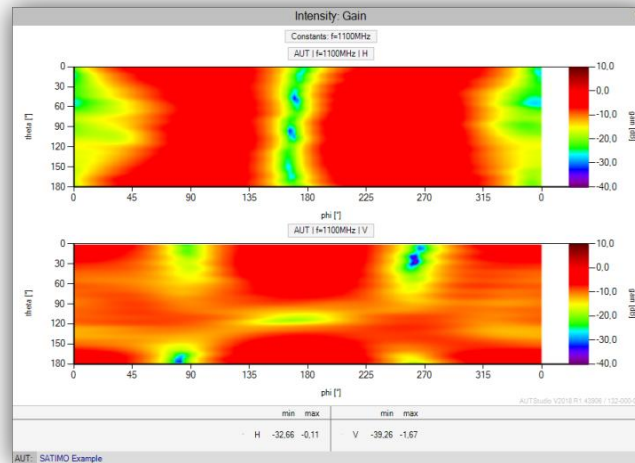
Measurement at a glance



- **Interactive** 3D Viewer
- Comprehensive **Comparisons**
- LHCP, RHCP and TotalGain calculation on the fly
- Advanced Reporting of **Peak Gain** and **Horizontal Cut Summary (e.g. SiriusXM)**
- Export measurement data to MS Excel

# PowerChart

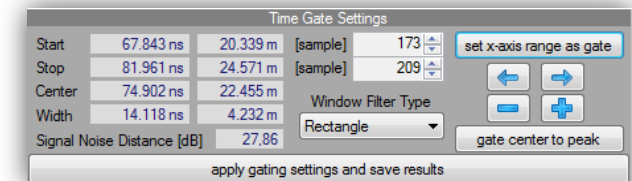
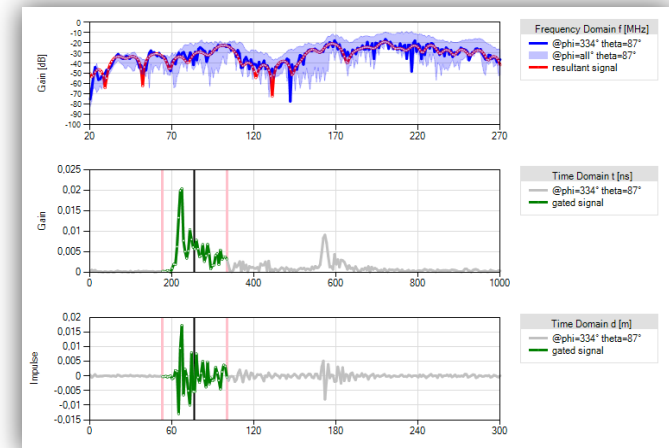
Professional Documentation



- 38 different chart types with open Mathematics
- **Time Domain, Correlation** and **Intensity** charts
- 4 different **Diversity** calculation modes
- Advanced referencing modes
- Export graphics to MS Word
- Export data series to MS Excel

# Time Domain Gating

Noise Reduction



- **Interactive** Gate controller
- Gate impact calculation on the fly
- Frequency Domain Taper
- Time Domain Gate Window Filter
- **3D Signal Noise Distance** calculation
- **API Interface** available